

On  
The  
Go!

# BINDER CENTERS

NUMBER  
IDENTIFICATION

#8



## Reviewer



Magenta Number Set - Card #1

70 71 72 73 74



72 70 71 71 72

Perfect for Social Distancing!





# Reviewer

Magenta Number Set - Card #1



70 71 72 73 74

72 70 74 71

73 74 70 72

70 72

74 73

©Curriculum Collection

Number Identification Practice



## TEACHER NOTES

### HOW TO USE THIS PRODUCT:

THIS ACTIVITY IS DESIGNED TO ALLOW FOR STUDENTS TO CONNECT WITH EACH OTHER IN A SIMILAR WAY TO TRADITIONAL CENTERS WHILE STAYING SAFE BY MAINTAINING SOCIAL DISTANCING. THIS PARTNER ACTIVITY ALSO ALLOWS FOR INTERACTIONS WITHOUT THE NEED TO SHARE MATERIALS. WHILE IT IS SPECIFICALLY DESIGNED FOR SOCIAL DISTANCING, THE NATURE OF BINDER CENTERS ALSO MAKES FOR A GREAT GRAB AND GO ACTIVITY THAT CAN BE COMPLETED ANYWHERE: IN THE CLASSROOM, IN THE HALLWAY FOR INTERVENTION PRACTICE, EVEN OUTDOORS ON A SUNNY DAY!

#### CENTER CARD SET-UP:

- PRINT THE PAGES NEEDED FOR EACH STUDENT AND PLACE THEM IN CLEAR PAGE PROTECTORS. (I TYPICALLY PRINT THE "READER" PAGE AND CORRESPONDING "RESPONDER" PAGE BACK-TO-BACK NOT ONLY TO SAVE PAPER, BUT TO ALLOW FOR STUDENTS TO EASILY FLIP BACK AND FORTH BETWEEN THE TWO AS THEIR ROLE CHANGES DURING THE ACTIVITY. A SECOND OPTION WOULD BE TO PRINT THE READER AND RESPONDER CARDS BACK-TO-BACK AND THEN LAMINATE THEM (AGAIN SO THAT THE STUDENTS COULD USE DRY ERASE MARKERS WHEN COMPLETING THE ACTIVITY AND SO THAT THE CARDS CAN BE REUSED).
- NEXT, DECIDE HOW YOU WOULD LIKE STUDENTS TO ACCESS THEIR CENTER MATERIALS. THERE ARE MANY WAYS THIS CAN BE DONE, HOWEVER HERE ARE TWO EXAMPLES IF YOU ARE LOOKING FOR IDEAS.
  - BINDER: PLACE THE PAGE IN THE STUDENT'S INDIVIDUAL BINDER TO BE PULLED OUT AND CARRIED TO THEIR CENTER SPACE. THIS CAN BE STORED IN THE STUDENT'S DESK, ON A SHELF, A STUDENT BIN, ETC.
  - CLIPBOARD: CLIP THE PAGE BEING USED ONTO THE STUDENT'S PERSONAL CLIPBOARD. THIS ALLOWS FOR THEM TO EASILY CARRY THE ACTIVITY TO THEIR CENTER SPOT AND WILL ELIMINATE THE TIME IT COULD TAKE TO FLIP TO THE APPROPRIATE PAGE.

\*NOTE: FOR THIS ACTIVITY THE STUDENTS WILL ALSO NEED A DRY ERASE MARKER AND SOMETHING TO USE TO WIPE OFF THE PAGES WHEN COMPLETE. BOTH ITEMS COULD BE STORED IN A PENCIL POUCH RIGHT INSIDE THEIR BINDER FOR CENTERS OR IN A PERSONAL STUDENT MANIPULATIVE BOX/CONTAINER. IN ADDITION, THE STUDENT DIRECTION CARDS CAN BE EITHER POSTED ON THE WALL NEAR THE CENTER AREA, OR A COPY CAN BE PROVIDED TO EACH STUDENT WITHIN THEIR BINDER. THESE MAKE FOR A GREAT REMINDER AND HELP STUDENTS TO STAY ON TASK.

Teacher Instructions



## Reader



My job is to:

- Point to each number on the page.
- Read each number out loud.



## Reviewer



My job is to:

- Listen to my partner read.
- Trace the dotted path as my partner reads each number.



Student Direction Pages

# Reader

Magenta Number Set - Card #1

70 71 72 73 74  
72 70 74 71 73  
73 74 70 72 71  
74 73 71 70 72



# Reviewer

Magenta Number Set - Card #1

70 71 72 73 74

72 70 74 71 73

74 70 72 71

71 70 72

Identify Numbers 70-74



# Reader



Lime Green Number Set - Card #1

75 76 77 78

80 77 76

76 79 75

77 76 78




# Reviewer



Lime Green Number Set - Card #1

75 76 77 78 79



80 77 76 79 75



76 79 75 78 77



77 76 78 80 75



Identify Numbers 75-80

# Reader

White Number Set - Card #1

70 71 72 73 74  
75 76 77 78 79  
80 73 79 70 74  
72 76 71 78 75

©Curriculum Collection


# Reviewer

White Number Set - Card #1

70 71 72 73 74  
75 76 77 78 79  
70 73 79 70 74  
76 71 78 75


©Curriculum Collection

Identify Numbers 70-80



Color and Black and White





Fluency Cards

# MAGENTA NUMBER IDENTIFICATION CARDS QUICK ASSESSMENTS

STUDENT NAME: \_\_\_\_\_

## MAGENTA NUMBER SET - CARD #1

PLACE A ✓ IN THE BOX IF THE LETTER IS READ CORRECTLY AND AN X IF READ INCORRECTLY.

70	71	72	73	74
72	70	74	71	73
73	74	70	72	
74	73	71		

# NUMBER IDENTIFICATION (ALL NUMBERS)

STUDENT NAME: \_\_\_\_\_

DATE: \_\_\_\_\_

NUMBER	CORRECTLY IDENTIFIED
70	
71	
72	
73	
74	
75	
76	
77	
78	
79	
80	

DATE: \_\_\_\_\_

NUMBER	CORRECTLY IDENTIFIED
70	
71	
72	
73	
74	
75	
76	
77	
78	
79	
80	

©Curriculum Collection

Assess to see progress!

MAGENTA NUMBER IDENTIFICATION CARDS QUICK ASSESSMENTS

STUDENT NAME: \_\_\_\_\_

MAGENTA NUMBER SET - CARD #1

PLACE A ✓ IN THE BOX IF THE LETTER IS READ CORRECTLY AND AN X IF READ INCORRECTLY.

70	71	72	73
70	71	72	73
72	70	74	71
72	70	74	71
73	74	70	72
73	74	70	72
74	73	71	70
74	73	71	70

NUMBER IDENTIFICATION (ALL NUMBERS) ANSWER KEY

STUDENT NAME: \_\_\_\_\_

DATE: \_\_\_\_\_

DATE: \_\_\_\_\_

NUMBER	CORRECTLY IDENTIFIED
70	70
71	71
72	72
73	73
74	74
75	75
76	76
77	77
78	78
79	79
80	80

NUMBER	CORRECTLY IDENTIFIED
70	70
71	71
72	72
73	73
74	74
75	75
76	76
77	77
78	78
79	79
80	80

©Curriculum Collection

Answer Keys Provided!